


## NO-LEAD

### cimPRESS™ 1220NL ASC Full Port Ball Valve

CimPRESS x CimPRESS • ASC - Single O-Ring



#### Features:

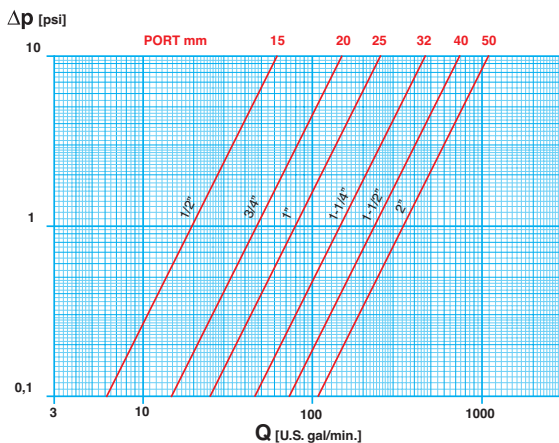
- Installs quickly and easily
- Compact design
- Patented Sure Connect O-Ring design
- Suitable for 50% glycol/water mixtures
- 250 PSI pressure rating and 250° F temperature rating
- Conforms to MSS-SP-110

#### Applications:

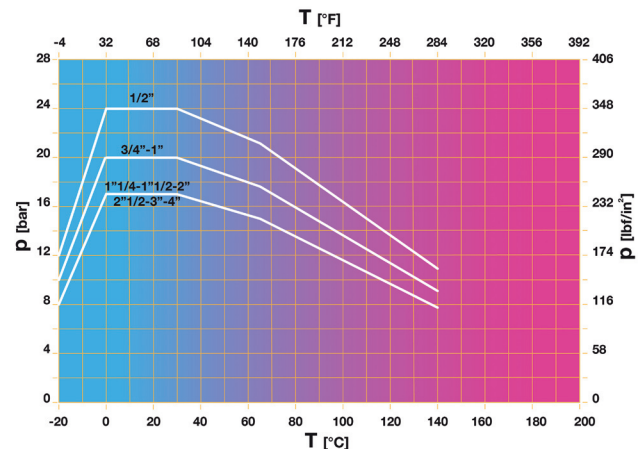
The CIM 1220 No-Lead, ASC, ball valve is designed to install quickly and easily using standard press tools without the need for flux and solder. Suitable for all plumbing and heating applications, including 50% glycol/water mixtures, it's patented Sure Connect o-ring design ensures every connection has been pressed and sealed eliminating costly installation errors. The CIM 1220NL conforms to MSS-SP-110 and has a pressure rating of 250 PSI with a temperature rating of 250° F.

Size	Cim No.
1/2"	1220NL-04
3/4"	1220NL-06
1"	1220NL-07
1-1/4"	1220NL-08
1-1/2"	1220NL-09
2"	1220NL-10
2-1/2"	1220NLC-11
3"	1220NLC-12
4"	1220NLC-14

#### FLOW AND PRESSURE DROP



#### PRESSURE/TEMPERATURE RATINGS



Based on NSF/ANSI 61-2008 Annex G in compliance with Section 116875 of the California Health & Safety Code.

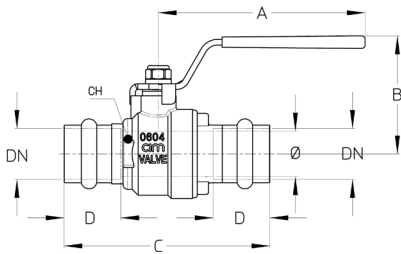
All Cimberio valves qualify for the American Recovery and Reinvestment Act and the Buy American Act.

Phone: 877.228.9246 • Fax: 877.232.9246 • [www.cimberiovalve.com](http://www.cimberiovalve.com)

# cimPRESS™ ASC No-Lead Ball Valve

# cim1220NL

## CimPRESS x CimPRESS • ASC - Single O-Ring



Size	1/2"	3/4"	1"	1-1/4"	1-1/2"	2"	2-1/2"	3"	4"
Port inch	0.59"	0.79"	0.98"	1.26"	1.57"	1.97"	2.36"	2.83"	3.70"
Port mm	15mm	20mm	25mm	32mm	40mm	50mm	60mm	72mm	94mm
A	3-9/16" 90mm	3-9/16" 90mm	4-5/16" 110mm	4-5/16" 110mm	5-15/16" 150mm	5-15/16" 150mm	9-7/16" 240mm	9-1/16" 240mm	9-7/16" 240mm
B	1-7/8" 47mm	2-1/16" 52mm	2-1/4" 56.5mm	2-9/16" 65mm	2-7/8" 73mm	3-1/8" 80mm	4-3/4" 121mm	5-2/16" 130mm	5-11/16" 145mm
C	3-1/16" 78mm	2" 50.5mm	3-7/8" 99mm	4-3/16" 107mm	5-1/8" 130.5mm	6-1/4" 159mm	7-7/8" 200.5mm	8-7/16" 214mm	9-1/2" 241mm
D	7/8" 22mm	1" 25mm	1-1/16" 27mm	1-1/16" 27mm	1-1/4" 32mm	1-7/16" 37mm	2-1/8" 55mm	2-1/8" 55mm	2-3/8" 60mm
CH	15/16" 24mm	1-1/4" 31mm	1-1/2" 38mm	1-7/8" 47mm	2-3/16" 55mm	2-11/16" 68mm	3-1/4" 82mm	3-3/4" 96mm	4-13/16" 123mm
Pounds	0.43	0.68	1.06	1.58	2.61	4.03	8.179	11.016	17.379
Grams	193	310	480	718	1183	1827	3718	5007	7900
Required Pipe Insertion Depth	0.888" 22.55mm	0.9835" 24.98mm	1.066" 27.08mm	1.052" 26.72mm	1.275" 32.38mm	1.458" 37.03mm	-	-	-

### CV CM CS MT

**CV:** Capacity in "U.S. gal/min" at pressure drop of "1 PSI"

**CM:** Working Torque in "lb x in"

**CS:** Starting Torque in "lb x in"

**MT:** Torque Breaking Point on the Sten in "lb x in"

**Element:** Water – Temperature: 59.9° F

**Working Pressure:** 250 PSI

**Max. Operating Temp:** Working Limit for Fluids: -4° F – 248° F

**Test Pressures:** According to ISO 5208

SIZE	1/2"	3/4"	1"	1-1/4"	1-1/2"	2"	2-1/2"	3"	4"
Ø mm	15	20	25	32	40	50	60	72	94
Ø inch	0.59	0.79	0.98	1.26	1.57	1.97	2.36	2.83	3.70
<b>CV</b> gal/min	19.7	47.4	78.8	142.3	229.1	335.4	531.8	864.7	1416.2
<b>CM</b> N x m lb x in	3 27	5 44	6 53	7 62	8 71	11 97	15 132.8	19 168.2	29 256.7
<b>CS</b> N x m lb x in	6 53	10 89	12 106	14 124	16 142	22 195	30 265.5	38 336.3	58 513.3
<b>MT</b> N x m lb x in	20 177	24 213	26 230	26 230	88 779	88 779	280 2478	280 2478	550 4867.5

**The CimPRESS ASC No-Lead Ball Valve is intended for connection to hard drawn copper tubing as well as stainless steel tube and not intended for use with soft or rolled copper tube.**

Job Name: \_\_\_\_\_

Job #: \_\_\_\_\_

Contractor: \_\_\_\_\_

Engineer: \_\_\_\_\_

Tag: \_\_\_\_\_

Date: \_\_\_\_\_

Contractor #: \_\_\_\_\_

Specification #: \_\_\_\_\_